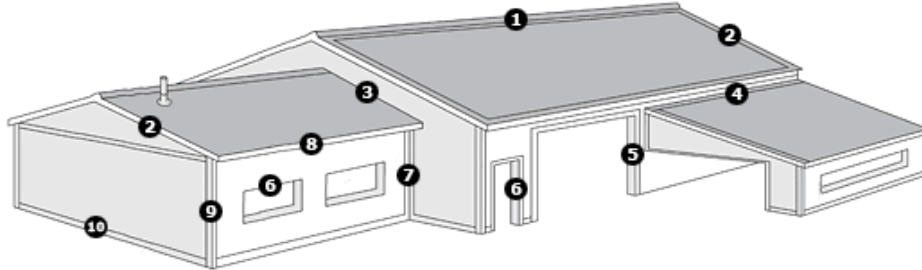


# PBR Panel Trims



- |                      |                  |
|----------------------|------------------|
| ① Ridgecap           | ⑥ J-Channel      |
| ② Rake Trim          | ⑦ Inside Corner  |
| ③ Sidewall           | ⑧ Standard Eave  |
| ④ Endwall            | ⑨ Outside Corner |
| ⑤ Overhead Door Trim | ⑩ Rat Guard      |

## Trims

### PBR-Panel Standard Eave 10'6"

26 GA Painted -  
26 GA Galvalume -

### PBR-Panel End Wall Flashing 10'6"

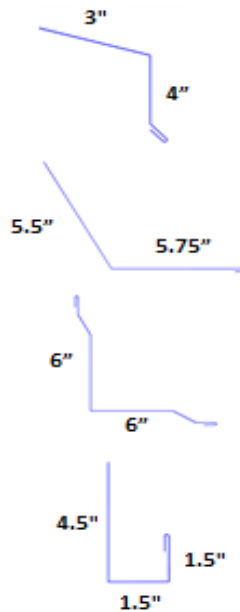
26 GA Painted -  
26 GA Galvalume -

### PBR-Panel Inside Corner 10'6"

26 GA Painted -  
26 GA Galvalume -

### PBR-Panel J-Channel 10'6"

26 GA Painted -  
26 GA Galvalume -




**PBR-Panel Valley 10'6"**

26 GA Painted -  
26 GA Galvalume -



**PBR-Panel Rat Guard 10'6"**

26 GA Painted -  
26 GA Galvalume -



**PBR-Panel Ridgcap 10'6"**

26 GA Painted -  
26 GA Galvalume -



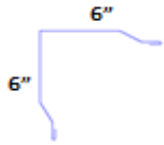
**PBR-Panel Side Wall Flashing 10'6"**

26 GA Painted -  
26 GA Galvalume -



**PBR-Panel Corner 10'6"**

26 GA Painted -  
26 GA Galvalume -



**PBR-Panel Corner 12'**

26 GA Painted -  
26 GA Galvalume -



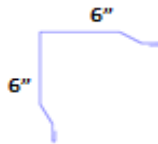
**PBR-Panel Corner 14'**

26 GA Painted -  
26 GA Galvalume -



**PBR-Panel Corner 16'**

26 GA Painted -  
26 GA Galvalume -



**PBR-Panel Corner 18'**

26 GA Painted -  
26 GA Galvalume -



**PBR-Panel Corner 20'**

26 GA Painted -  
26 GA Galvalume -



**PBR-Panel Box Rake 10'6"**

26 GA Painted -  
26 GA Galvalume -

